



KIIT World School

I am a Promise, I am a Possibility



SUMMER HOLIDAYS' HOMEWORK

Hope your summer is filled with **reading, writing,**
and most of all...**fun!**

Class VI





KIIT World School

I am a Promise, I am a Possibility

*Never
STOP
Learning!*

Dear Parents,

In summer's golden embrace, behold the holidays' allure,
When sun-kissed days dance freely, hearts find joy secure.
From bustling cities to serene shores, a world ablaze with glee,
Summer holidays arrive, unlocking souls and setting spirits free.

Summer vacations are a great time for the children to take a break from school and explore new interests and activities. So, let's pursue some interests and engage them in meaningful activities that can help them grow and develop.

- Summer vacations offer an excellent opportunity to pursue hobbies and master vital life skills like cooking, cleaning, and gardening, which not only aid in personal growth but also instil self-confidence and a lifelong love of learning.
- Help your child to be an early bird. Waking up early has two benefits. First you can stay productive and secondly you can do more activities that are stimulating and fun.
- Teach your child not to waste food. Acquaint with the hard work put in by the mothers and farmers.
- Expand your child's horizons and make him/her learn a new language while enjoying the holidays.
- Give wings to your child's imagination by the joy of reading, by visiting local libraries or bookstores, engaging math lessons with cooking, grocery shopping, and discovering the fascinating world of numbers.
- As a society, we are more connected and yet also less connected than ever before. So, in order to abridge this gap, share the values and culture of the extended family system by sharing interesting talks and anecdotes related to the same.
- Spend time outdoors with your child as it is the perfect time to engage in outdoor activities.
- Make travel plans with children to unveil captivating cultures, rich history, and breath-taking landscapes, as museums, historical sites, and national parks become their gateway to knowledge and adventure.
- Embrace the summer break with joyous bonding through board games, movie nights, culinary adventures, and making your children lend a hand in the household, forging cherished connections that last a lifetime.
- Carve out family time at the end of the day. Share stories with your children and impart some valuable life lessons and morals.

Last but not least, laugh together and strengthen your bond.

The last day for submission of holidays' homework is June 27, 2023, from 8:00am to 1:00pm



**Kindly note: You are requested to submit your Holidays' homework on 27 June, 2023
between 8:00 am -1:00 pm to your respective CTs in school.**

Class VI Session 2023 - 24

Theme: G-20 SUMMIT

Hindi

गतिविधि-1. जैसा कि आप जानते हैं भारत G-20 देशों की अगुवाई कर रहा है। अतः G20 से सम्बंधित निम्नलिखित विषयों में से किसी एक विषय से संबंधित पोस्टर ए-3 आकार की शीट पर बनाइए और सन्देश भी लिखिए :

(क) वसुधैव कुटुम्बकम् (समस्त पृथ्वी ही मेरा परिवार है) (अनुक्रमांक 1-9)

(ख) पर्यावरण बचाओ (अनुक्रमांक -10-18)

(ग) आयुष्मान भारत (अनुक्रमांक- 19-27)

(घ) स्वदेशी अपनाओ (वोकल फॉर लोकल) (अनुक्रमांक-28-36)

गतिविधि-2:- समाचार-पत्र हमारे जीवन का अहम् हिस्सा है और यह समाज की अभिव्यक्ति का सशक्त माध्यम है। आप भी इसे नियमित रूप से पढ़ने की आदत बनाएँ तथा अपने विद्यालय की गतिविधियों को ध्यान में रखते हुए ए-4 आकार की शीट का प्रयोग करते हुए चार पृष्ठों का समाचार-पत्र बनाएँ, जिसमें विद्यालय के खेल समाचार, सामान्य ज्ञान की जानकारी/चुटकुला/छोटी कविता तथा और भी कोई रोचक जानकारी दे सकते हैं। इस समाचार-पत्र को कोई आकर्षक सा नाम भी दीजिए। समाचार -पत्र को रोचक बनाने के लिए आप फोटो आदि की मदद विद्यालय के फेसबुक पेज से ले सकते हैं ।

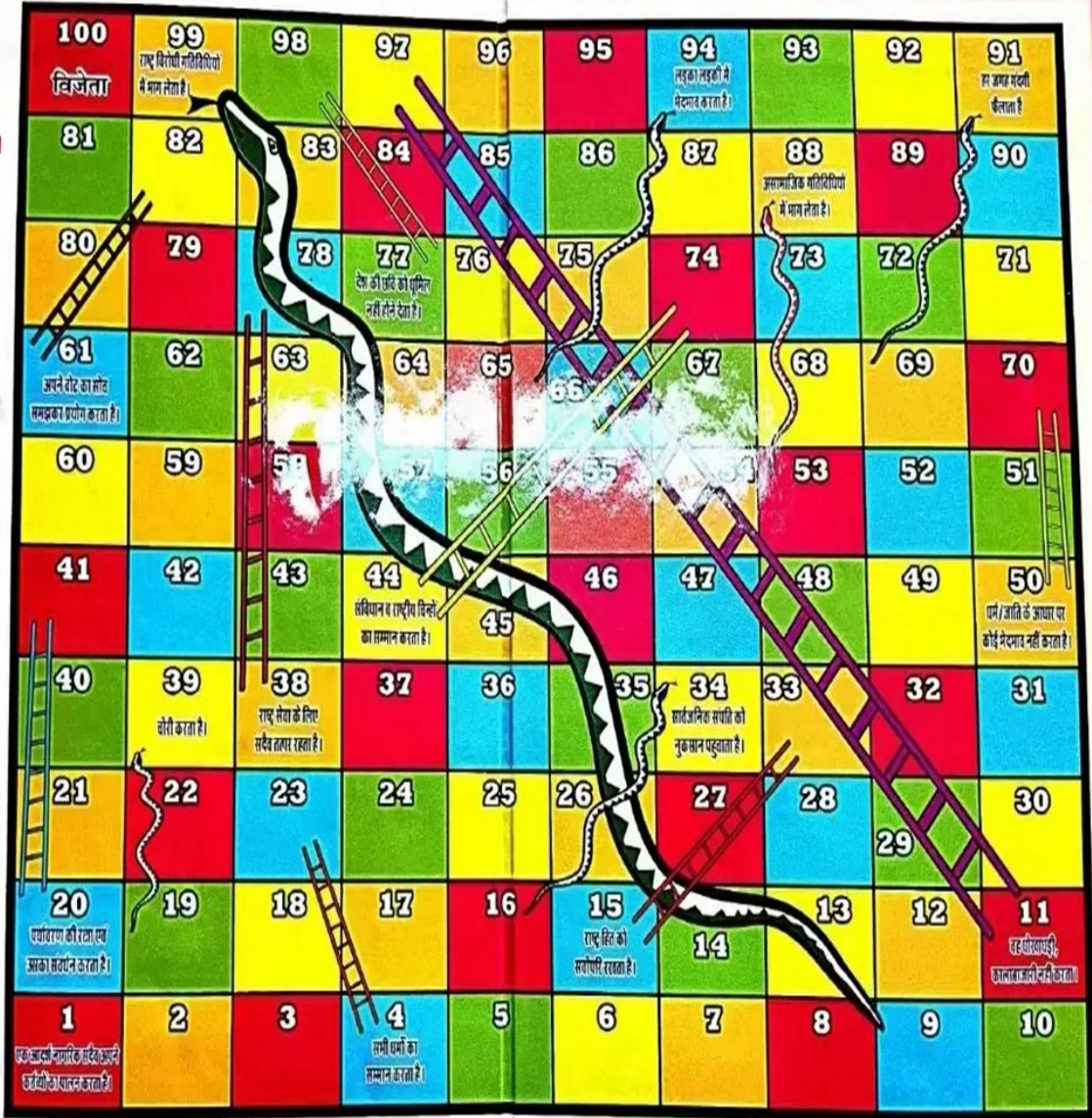
गतिविधि-3. हिंदी कैलेंडर का निर्माण करते हुए वर्ष के 12 महीनों के नाम हिंदी में लिखिए (चैत्र से प्रारंभ करते हुए) तथा इन महीनों में होने वाले त्योहारों के चित्र ए-4 आकार की शीट पर बनाइए/चिपकाइए।

गतिविधि-4. निम्नलिखित वर्ग पहेली को दिए गए सहायक चित्रों की सहायता से पूरा कीजिए और कार्यविधि से प्राप्त हुए शब्दों का वर्ण-विग्रह ए-4 आकार की शीट पर कीजिए।



गतिविधि-५. जीवन में पढ़ाई के साथ-साथ हमें एक बेहतर नागरिक बनने का भी प्रयास करना चाहिए। आप अपने भाई-बहिन अथवा माता-पिता के साथ साँप सीढ़ी का खेल खेलते हुए आदर्श नागरिक के गुणों की जानकारी प्राप्त कीजिए तथा किन्हीं तीन गुणों को अपने शब्दों में ए-4 आकार की शीट पर लिखिए ।

आदर्श नागरिक साँप सीढ़ी



राष्ट्रीय फूल
कमल



राष्ट्रीय चिह्न
अशोक स्तंभ



राष्ट्रीय ध्वज
तिरंगा



राष्ट्रीय पक्षी
मोर



राष्ट्रीय वृक्ष
बायद



राष्ट्रीय पशु
बाघ

ENGLISH

Activity 1. Summer break is not just a time to rest and recharge; it is an opportunity to explore, learn, and grow.

Create a Travel Brochure on any one G20 country as per your Roll no.

You can take help from the following hints-

- Culture and Tradition
- Tourist attraction-any 5
- Indigenous Tribes- Language, costume, cuisine, occupation, etc
- Festivals & Events

INSTRUCTIONS:

Prepare the brochure in the form of a booklet

(A-3 sheet-white or coloured), supporting it with attractive pictures, sketches, and good content. You can include some interesting quotes as well.

Roll no .1-5 - Argentina

Roll no. 6 -10 - United Kingdom

Roll no .11 -15 - Canada

Roll no .16 -20 - India

Roll no. 21-25 - South Africa

Roll no. 26 -30 - Japan

Roll no. 31-35 - Brazil

Roll.no 36 -40 - Mexico



Activity 2. Movie Review

“Movies can be a powerful tool to educate and inspire children, helping them to develop empathy, creativity, and critical thinking skills.”

What you have to do -

1. Choose one English Movie from the following:

- Jungle Book
- The Adventures of Tin-Tin
- Charlie and the Chocolate Factory
- Treasure Island
- The Centerville Ghost
- I am Kalam

2. After watching the movie, answer the following questions on an A-4 Sheet

- Who is your favourite character? Why?
- If you could change the story, what would you change and how?
- Mention the scene in the movie that you liked the most and describe it.

Activity 3. Given below is a list of some interesting novels.

- Alice in Wonderland
- The Blue Umbrella
- The Breadwinner
- A Christmas Carol


Make **finger puppets** of important characters of any one of the above-mentioned novels and write a book review on an A4 size sheet. Stick the puppets on the border of your sheet to make it look more creative.



Mathematics

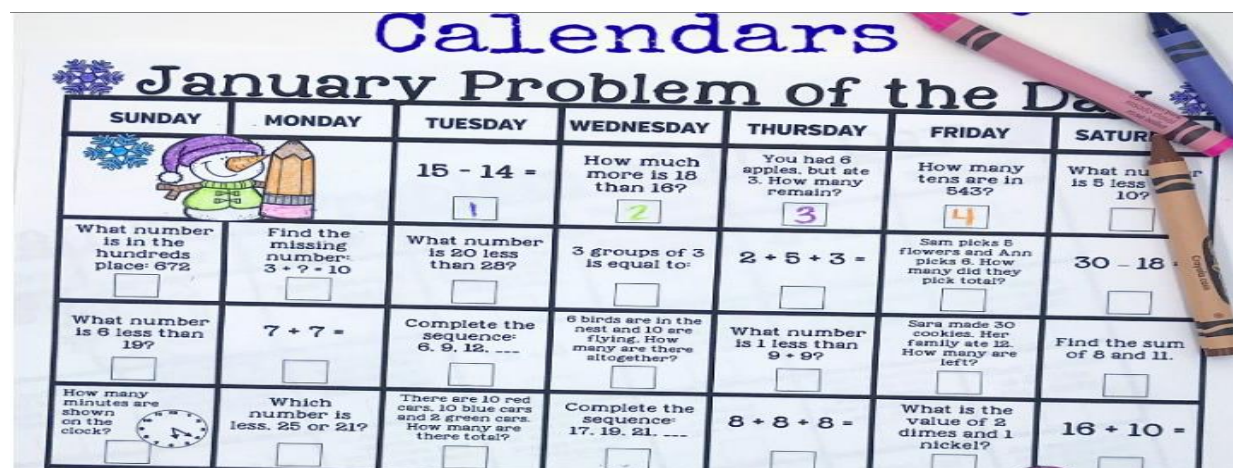
Activity 1- Art Integration project on G20 Summit.

- Prepare a 3D mathematical robot using different 2D and 3D shapes like cube, cuboid, sphere, cylinder, triangle, circle, etc on the theme 'G20.AI STRATEGIES'. Also, prepare a fact sheet mentioning details about different kinds of shapes used for making the robot.



Activity 2- Mathematical Calendar

- Prepare a colourful mathematical calendar on a pastel sheet for the month of June using the four number operations: Addition, subtraction, Multiplication and Division.
- Include problems based on different types of numbers like decimal numbers, fractions, whole numbers, etc. in your calendar.



Activity 3- Solve the following Brain Teaser problems on coloured A4 Size sheets:

1) DTU buses leave the DELHI Bus Stand after every 30 minutes. A passenger asked at the enquiry desk about the bus timings. The clerk told him that the bus had already left ten minutes ago and the next bus would leave at 9.35 am. At what time did the clerk give this information to the passenger?



2) If the cost of one Milky bar is ₹10 then how many Milky bars will you get for ₹ 60, if you get one free chocolate on a purchase of three chocolates?

3) To complete one set of bookshelves a carpenter needs the following components: 6 short wooden panels, 4 long wooden panels, 12 small clips, 2 large clips, 14 screws. The carpenter has in stock 26 long wooden panels, 33 short wooden panels, 200 small clips, 20 large clips and 510 screws. How many complete sets of bookshelves can the carpenter make?



Activity 4 : Make a model on any one of the following topics (as per your roll number). Also make a fact sheet for your model

Roll number 1-10 Working Model of HCF And LCM.

Roll number 11- 20 The types of angles you see in your surroundings.

Roll number 21-30 Sieve method of Eratosthenes of Prime numbers. Also make a fact sheet about different types of numbers (for eg. Prime, composite, twin prime etc.)

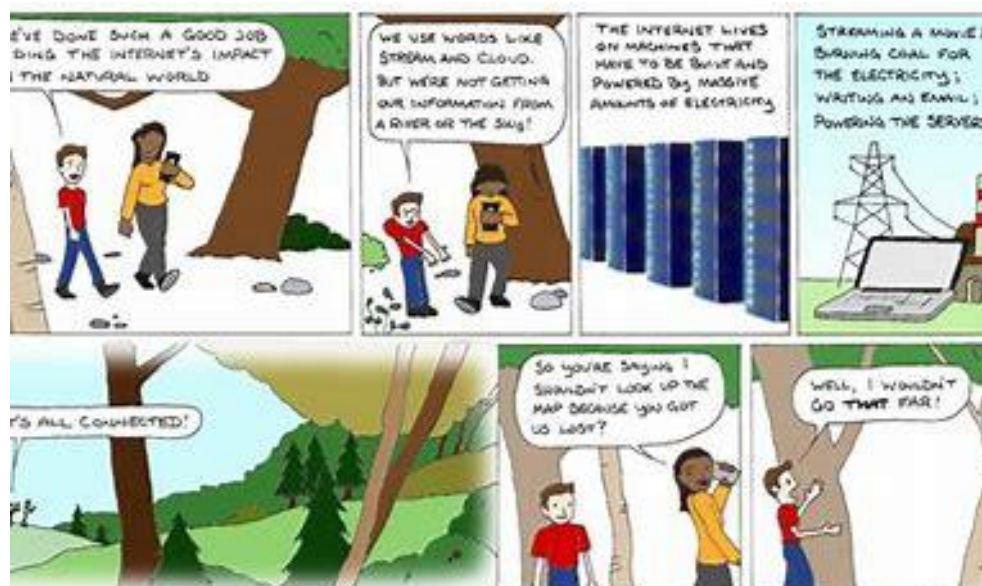
Roll number 31- 40 The parts of the circle example radius, diameter, sector, circumference, chord, arc etc.

SCIENCE

Activity 1- Various regions of the world have different famous dishes. Same is the case with Andaman and Nicobar as well. Identify the famous dishes of that region and create two 3D platters of any 2 dishes using clay/paper mache etc. Use your creativity to display beautiful and aesthetic platters. Also identify and write the nutritional value carried by each platter on the platter itself using toothpicks to create tags.



Activity 2- Let's celebrate World Environment Day by taking the right measures for reducing carbon footprints. Carbon emissions are closely related to breathing disorders and a variety of health hazards. Let us collaborate and put in our sincere efforts in finding the solutions. Instructions: Prepare a SCIENCE -TOON (scientific cartoon) using creative captions, doodles and illustrations on "WAYS TO REDUCE CARBON FOOTPRINT". Use an A3 sized coloured sheet to prepare the same. Give a 3-D effect to your science -toon wherever possible.



Activity 3- World leaders are constantly working to achieve sustainable development goals. This summer vacation, be an environmentalist yourself and design a brochure for your coordinators to attend the "World Environment Day" celebration on 5th of June.

Instructions: Use coloured A3 sized sheets to make a brochure of 4-5 folds. The brochure must include the following:

1. Cover page made up of dried leaves and flowers. Use natural materials to display the theme.
2. Significance of World Environment Day.
3. Date and venue of celebration.
4. Activities that you performed with your friends/ family to celebrate this day. Add pictures of evidence for the activities performed.
5. Write your learnings for the event and take feedback of any two friends/ family to share their experiences.



Social Science

Activity 1- Experiential learning is an engaged learning process whereby students “learn by doing” and reflecting on the experience.

Keeping the above objectives in mind, students are required to visit the **National Museum of History**, Janpath Road near Central Secretariat metro station, in order to understand Indus Valley Civilization history.

You are required to click pictures and make a STORYBOARD on Cardboard.



Activity 2

G20 summit will conclude a series of meetings throughout the year, with potential host cities for meetings from December 2022 to February 2023 including Bengaluru, Chandigarh, Chennai, Guwahati, Indore, Jodhpur, Khajuraho, Kolkata, Lucknow, Mumbai, Pune, Rann of Kutch, Surat, Thiruvananthapuram, and Udaipur.

MAKE A BROCHURE ON CULTURE AND HERITAGE OF THE CITY AS PER YOUR ROLL NO.

Roll No-1-5-Khajuraho

Roll No 6-10 Rann of Kutch

Roll No-11-15 Jodhpur

Roll No-16-20 Thiruvananthapuram

Roll No-21-25 Udaipur

Roll No-26-30 Guwahati

Roll No-31-35 Chandigarh

Roll No-36-40 Indore

French

Summer break is all about rejuvenating yourselves, developing your talent and creative skills. Keeping the above objective in mind, make a collage on A3 sheets on **G20 country France**. Students can paste or draw pictures for the points given below in the collage giving the major headings and examples in French for the same.

Culture of France:

- a) Famous monuments, museums, perfumes ,food ,cars ,festivals etc .
- b) Make an outline map of France and mention the important cities.



Computer Science:

Activity 1

Collect the data about any five best batsmen and five best bowlers of 3 teams which played in IPL 2023 based on the runs scored and wickets taken by them. Create an excel sheet for the above collected data. Upload the softcopy in the google classroom and paste the print out in your notebook.

Activity 2

Follow the given instructions and create a worksheet.

- Choose proper font size and style for the title.
- Center align the AREA and DENSITY.
- Change the heading colour to green.
- Change the font style of states to bold and italic.
- Change the color of AREA cells to yellow and Density cells to blue.

Apply a border to the table.

	STATE	AREA (km ²)	DENSITY
1	Uttar Pradesh	240,928	828/km ²
2	Maharashtra	307,713	365/km ²
3	Bihar	94,163	1,102/km ²
4	Rajasthan	342,239	201/km ²
5	Gujarat	196,024	308/km ²
6	Punjab	50,362	551/km ²
7	Haryana	44,212	573/km ²
8	Uttarakhand	53,483	189/km ²

Take a print out of the final worksheet and paste it in your notebook.

Activity 3

Redesign the logo of the G20 theme -Vasudhaiva Kutumbakam on canva. You must take a print out of the redesigned logo on A4 size sheet. Do paste the printed sheet in your notebook as well as in the portfolio.